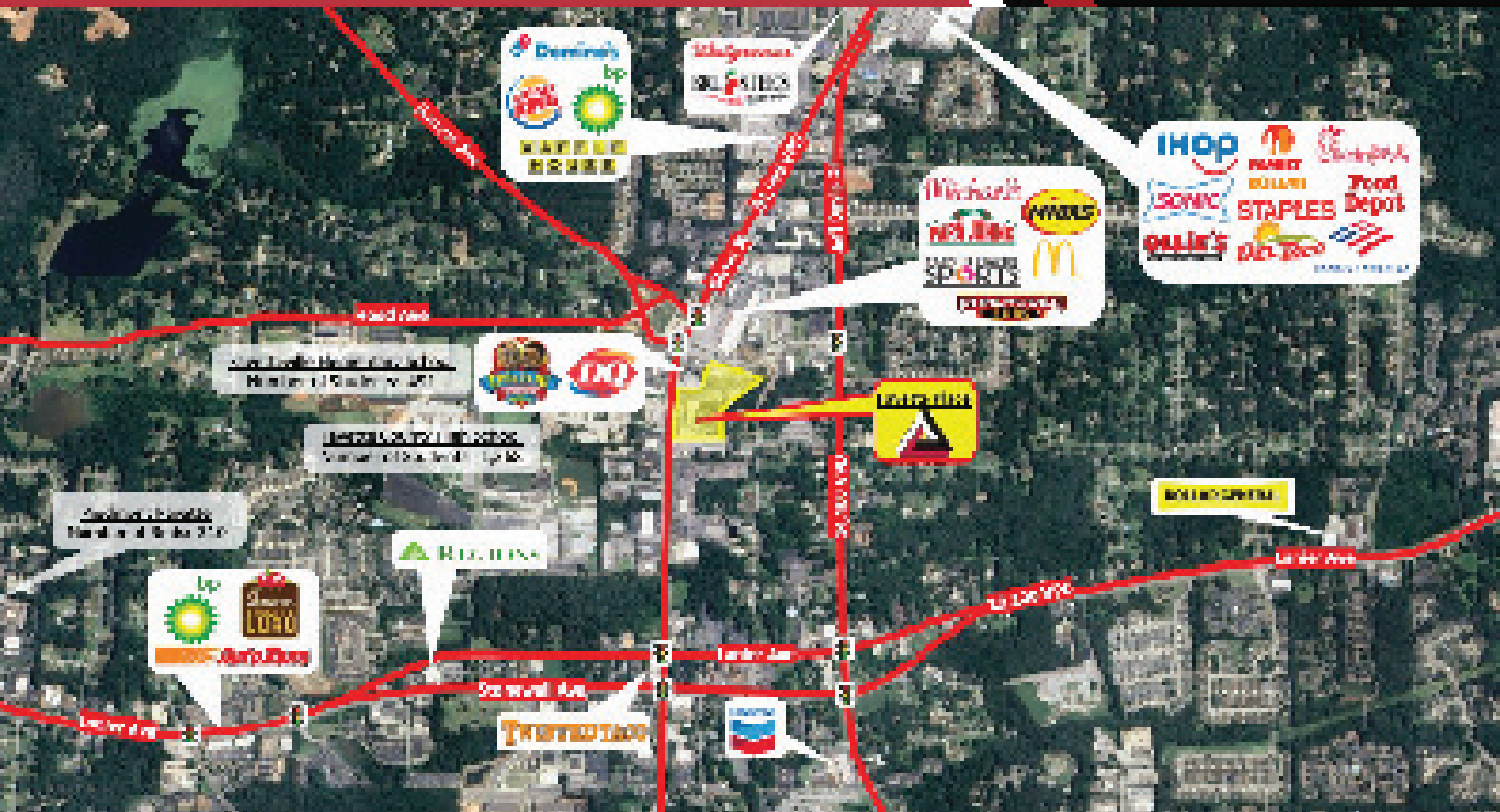




FAYETTE PLACE

365 Fayette Place, Fayetteville GA 30214



DEMOGRAPHICS

1 MILE



6,110

Estimated population



7,168

Estimated driving age population



\$24,227

Average household income



2,700

Households

3 MILE



24,308

Estimated population



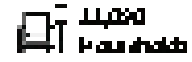
17,568

Estimated driving age population



\$18,126

Average household income



11,050

Households

5 MILE



64,608

Estimated population



24,608

Estimated driving age population



\$18,497

Average household income



24,505

Households

DRIVE TIME POPULATION

5

Mn

11,374

10

Mn

43,853

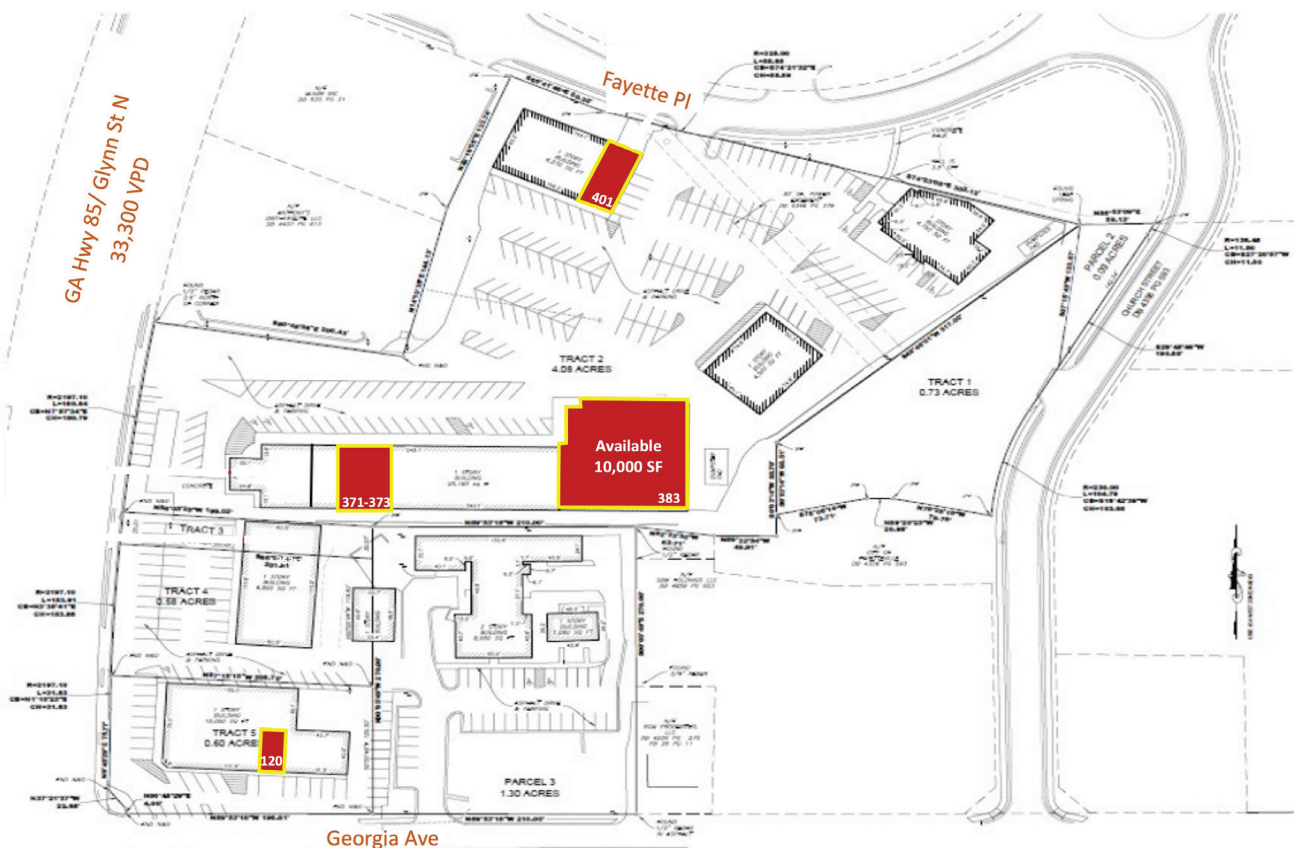
15

Mn

141,031

SITE PLAN

SUITE	TENANT	SIZE
120	Available	500 SF
371-373	Available	3,000 SF
375	Lotus Massage Therapy	1,200 SF
383	Available	10,000 SF
387-A	Great Commission Church	2,400 SF
401	Available	1,800 SF



Information contained in this marketing brochure has been obtained by the owner of the property or other sources that we deem reliable, however we cannot guarantee the accuracy of it. You should conduct an independent investigation of the shopping center to verify all information in determining the suitability of the property.

HIGHLIGHTS

- Located on GA Hwy 85/ Glynn St N (33,300 VPD) at the heart of Fayetteville.
- Retail space 500-10,000 SF for lease.
- Ample parking.
- Nearby tenants include Michael's, Firehouse Subs, This is IT! Southern Kitchen & BBQ, Jiffy Lube, Dairy Queen, and McDonalds.



33,000 on Glynn St



Full access from Glynn Street



Pylon signage available.

