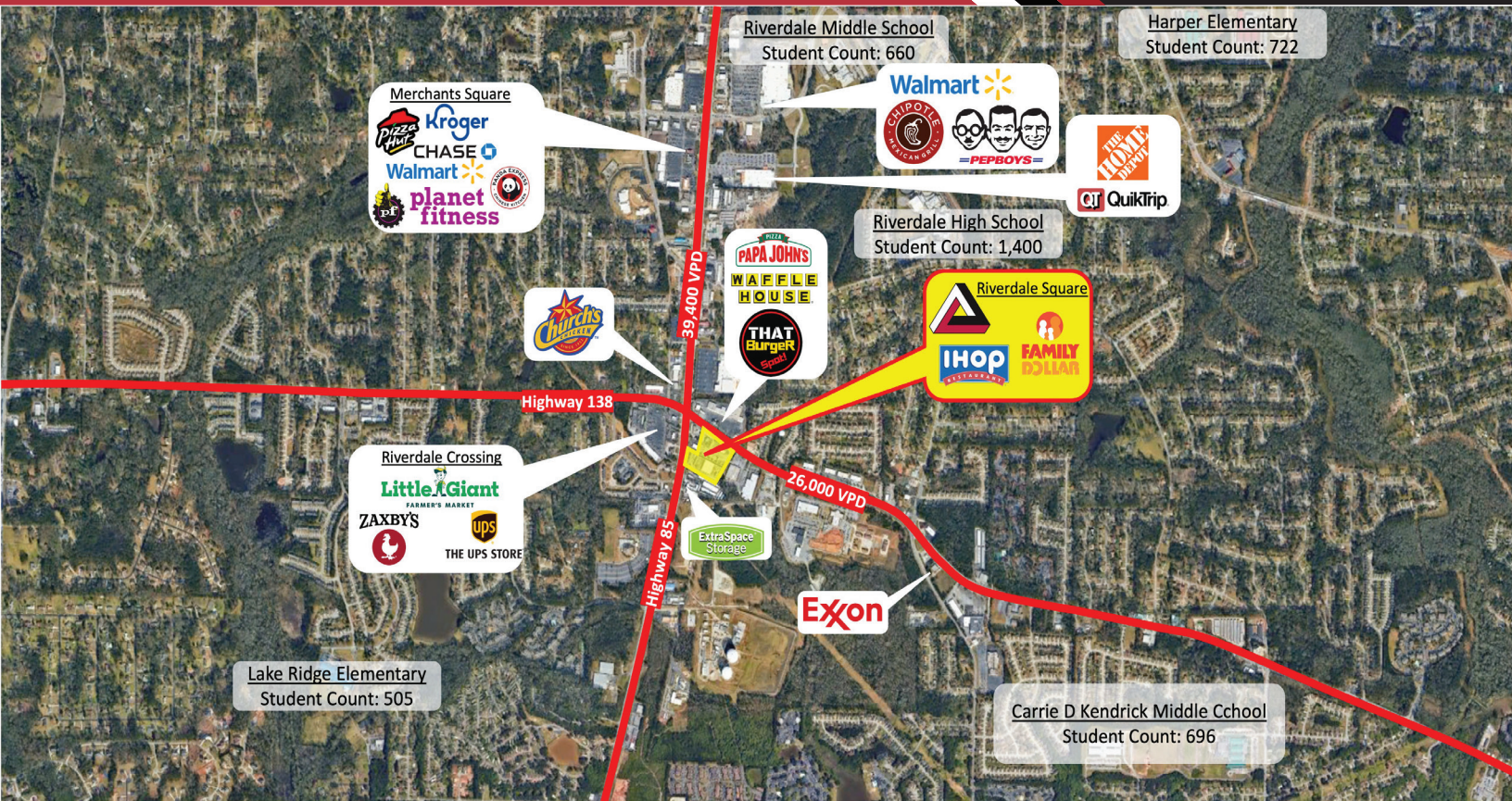




RIVERDALE SQUARE

674-720 Highway 138 & 7570-7594 Highway 85, Riverdale GA

Tom
Thompson | 678-237-5530
tom@dartretail.com



DEMOGRAPHICS

1 MILE



9,695
Estimated population



2,352
Estimated daytime population



\$69,168
Average household income



3,785
Households

3 MILE



79,563
Estimated population



16,923
Estimated daytime population



\$75,688
Average household income



28,888
Households

5 MILE



185,517
Estimated population



54,844
Estimated daytime population



\$76,083
Average household income



68,789
Households

DRIVE TIME POPULATION

5

Min



21,670

10

Min



115,188

15

Min

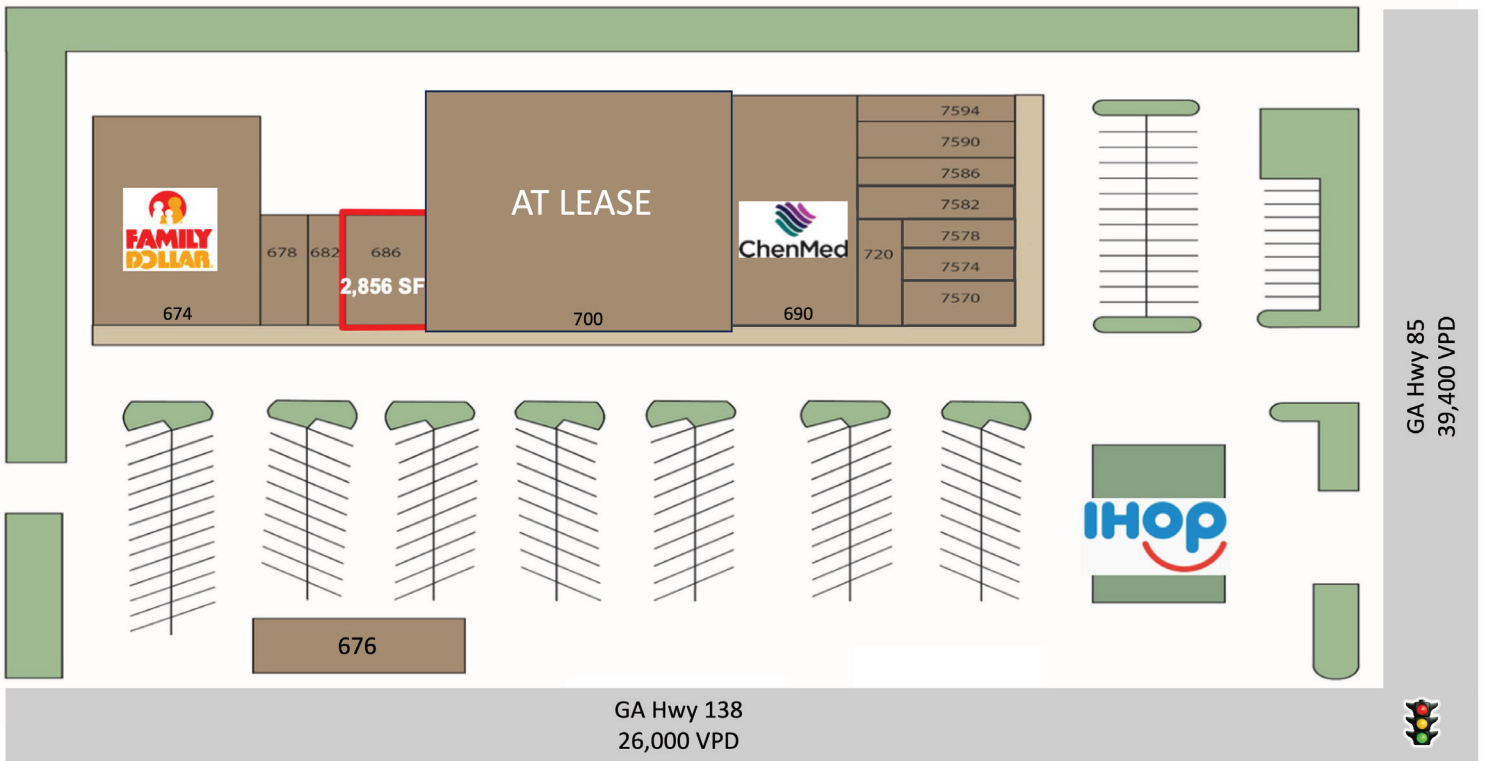


232,689

Information contained in this marketing brochure has been obtained by the owner of the property or other sources that we deem reliable, however we cannot guarantee the accuracy of it. You should conduct an independent investigation of the shopping center to verify all information in determining the suitability of the property.

SITE PLAN

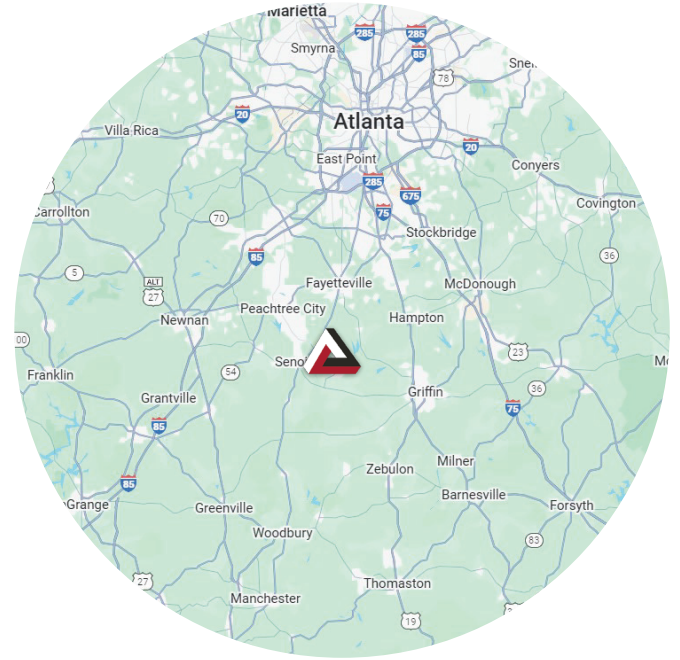
SUITE	TENANT	SIZE
686	Available	2,856



Information contained in this marketing brochure has been obtained by the owner of the property or other sources that we deem reliable, however we cannot guarantee the accuracy of it. You should conduct an independent investigation of the shopping center to verify all information in determining the suitability of the property.

HIGHLIGHTS

- Shopping center located at the SW corner of Hwy 138 and Hwy 85.
- Home to Family Dollar and other retail businesses.
- Excellent location and rates.
- Very busy corner at Hwy 85 and Hwy 138 in Riverdale.



26,000 on Hwy GA-138
39,400 on Hwy GA-85



Full access from Hwy GA-138.
Full access from Hwy GA-85.



Pylon and facade signage available.



Tom Thompson | 678-237-5530
tom@dartretail.com